

NEW.
IMPROVED.
EASY.

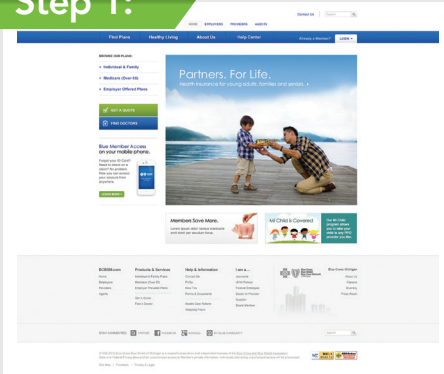


bcbsm.com

How to register at the new bcbsm.com

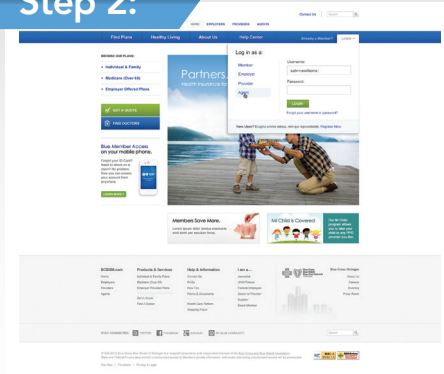
Registering for the new, improved and easy bcbsm.com member site is simple!

Step 1:



To start your registration process, have your Blues member ID card handy and go to bcbsm.com.

Step 2:



Click **LOGIN** in upper right corner of the blue bar. Then click on **Register now**.

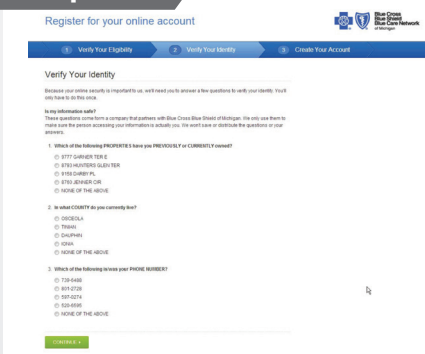
Step 3:



Carefully read the information on the **Verify Your Eligibility** screen before beginning the registration process.

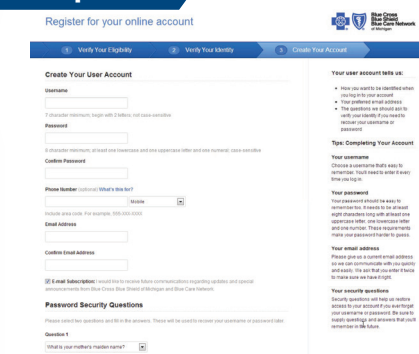
Fill in all the fields. When complete, check the box in the middle of the page to verify your identity and then click **Continue**.

Step 4:



On the next page, carefully read the questions and click the appropriate answers. Your answers will help us verify your identity and ensure the privacy and safety of your health information. Click **Continue** to proceed to the next page.

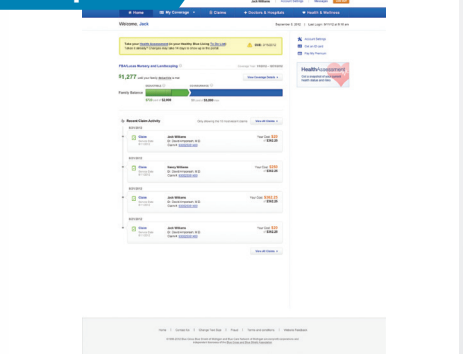
Step 5:



Read the **Create Your Account** screen carefully and fill in the boxes.

Your password must be a minimum of eight characters, at least one upper case, one lower case and one number, all of which are case sensitive.

Step 6:



When your registration is complete, click **Continue** to access your member home page.

Congratulations! You are now a registered Blues member!

If, for some reason, you cannot register using this process, you will be sent a letter with a PIN number to complete your registration process.